

Spanish One: Introducción

Los Saludos* Greetings

El Contenido * Contents

1. Spanish greetings. Los Saludos.
2. Los Saludos Flash-cards.
3. Los Saludos Tic Tac Toe.
4. Los Saludos Word Unscramble & Key
5. Los Saludos conversation: Chico y Sergio.
6. Mas Actividades. More Activities.
7. Un Tira Cómica. A make your own Spanish Comic Strip.



Los Saludos - Meeting & Greeting

	Los Saludos	Greetings
	Hola	Hello
	Buenos días	Good Morning
	Buenas tardes	Good Afternoon
	Buenas noches	Good Night
	Hasta pronto	See you soon
	Hasta luego	See you later
	Adiós	Goodbye
	¿Cómo te llamas?	What is your name?
	Me llamo	My name is . . .
	Él se llama	His name is . . .
	Ella se llama . .	Her name is . . .
	Mucho gusto	Nice to meet you
	¿Cómo estás?	How are you?

PODCAST: <http://speakspanisheveryday.com/wp-content/uploads/2010/07/Spanish-Greetings-Basics.m4a>

Greetings Flash Cards

Hola



Me llamo



y tú?




mucho gusto




**Hasta luego.
Adiós**




¿Cómo estás?




Estoy muy bien



Más o menos












Mal



Tic Tac Toe

Play tic tac toe: Identify the expression before placing a marker over the picture.
Three-in-a-row wins!

Name _____

Spanish Greetings

Unscramble the Spanish greetings below

1. hlao
2. cmmolatesla
3. scómeostá
4. tyú
5. cghsmuouto
6. ugoaltahse
7. daiós
8. yoeseitbn
9. msmnoseo
10. maloseyt

Word Bank

¿y tú?

adiós

más o menos

mucho gusto

hola

estoy mal

hasta luego

¿Cómo estas?

¿Cómo te llamas?


Key

1. hola
2. ¿Cómo te llamas?
3. ¿Cómo estás?
4. ¿y tú?
5. Mucho gusto
6. Hasta luego
7. Adiós
8. Estoy bien
9. Más o menos
10. Estoy mal

Chico y Sergio

Meet Chico the chihuahua and Sergio the snake or serpiente. Read their conversation with a partner. Then, try the conversation just as yourselves. Or you can pretend to be your favorite cartoon characters, super heroes, celebrities, etc.

Hola,
buenos días.



Hola, buenos días.
¿Cómo estás?




Estoy bien.
¿Cómo te llamas?



Me llamo
Sergio.



Me llamo Chico. Hasta luego



Hasta luego
Chico. Adiós.



Más Actividades

Ball Toss Greetings. Toss a soft ball back and forth practicing new expressions: Hello, My name is, How are you?, Goodbye

Celebrity Interview. Use a toy microphone and pretend to interview celebrities by saying Hello - What's your name - How are you? - Goodbye. Players can pretend to be famous actors, singers, cartoon characters, etc.

Paper Plate Faces. Draw "How are you?" expressions on paper plates. Hold them up as masks to answer the question: *¿Cómo estás?* Lay them out on the floor and play a listening comprehension game: say an expression and have your child tap the plate, stand on the plate, or toss a beanbag onto the plate.

Hello-Goodbye Parade. Line up ten or more stuffed animals. Say *Hola* to a stuffed animal, then turn it around so that it is facing away from you and say *Hasta luego*. Do it as quickly as possible! Older children can compete by using a timer to see who can do the fastest parade.

Memory Arrange the flash cards face-down in a square or rectangular grid on a table. Each learner chooses a card to turn over and then tries to guess where the matching word/picture card is; he or she then turns that card over.

Hit It. Place a picture flashcard in a row or a grouping in the middle of a table or on the floor or on the grass. Learners must sit at least a couple of feet away from the flash cards with their hands behind their heads. You call out a Spanish expression and the first learner to hit the correct card wins the point and takes the card up. The player with the most cards wins! This game is also fun to play with (clean) fly swatters! Make it non-competitive for little language learners.

1, 2, 3, Each player has his or her own set of picture flash cards. The adult leader says, "*uno, dos, tres.*" Each player puts down 1 card in the center of the group. If 2 or more players have put down the same card, then the players race to say the Spanish word. The first person to say the correct expression wins the round. He or she puts the card in a discard pile. THE OBJECT IS FOR PLAYERS TO LOSE THEIR CARDS.

Doll and Action Figure Role-Plays. Gather a variety of puppets, stuffed animals, dolls, and/or action figures. Role play lots of Spanish greetings conversation. Here's one example:

*Buenos días
Yo me llamo Spiderman. ¿y tú?
Yo me llamo Barbie.
Mucho gusto. Adiós.
Adiós.*

Paper Phone Conversations. Print and fold the template (separate download) and perform phone calls to find out how everyone is feeling:

* *Usted* is used since the caller doesn't know the person answering.
* *Igual* means me too or same here.


*Ring! Ring!
Hola. Buenas tardes. Soy ¿y usted?
Hola. Soy
¿Cómo está usted?
Estoy bien ¿y usted?
Igual.
Hasta
Hasta*

*luego.
luego.*




***Add more Spanish greetings if you can!**


My Spanish Comic Strip - Mi tira cómica español




Box 1: Draw any two characters you can imagine. Draw word bubbles and write **Hola** inside each one.




Box 2: Draw character number 1. In the word bubble, write **Me llamo** _____.
¿y tú? (Make up a name for the blank.)



Box 3: Draw character number 2. In the word bubble, write **Me llamo** _____.
(Make up a name for the blank.)



Box 4: Draw your two characters shaking hands. Write "Nice to meet you" in the word bubbles: **Mucho gusto**.



Box 5: Draw your two characters waving ¡**Hasta luego!**